



Green Lake School District

ENVIRONMENT OF EXCELLENCE

APRIL 7, 2020 REFERENDUM

GLSD Video

 [GLSD Video](#)

What is a referendum?

- ☐ A public question placed on a ballot by a local unit.
- ☐ May include operating expenses and/or capital projects.
- ☐ Property taxes that are approved by voters in a referendum are not subject to property tax revenue limits.

Why does the school need a referendum?

- ❑ The school referendum that the citizens passed in 2016 ends in June 2020 and will be removed from the budget.
- ❑ We need to replace that referendum and meet our needs for the future with a new referendum.
- ❑ To do this, we must ask the taxpayers to exceed the state-imposed revenue limit.

- Beginning in the 1993-94 school year, Wisconsin Statute 121.90 “capped” the revenue a district is entitled to generate through general state aid and the local property tax levy.
 - This limit places a ceiling on the District’s operating revenues on an annual basis. Expenditures must fit within that limit.
 - This limit is based on enrollment and the revenue limit from the previous year.
-

STATE-IMPOSED REVENUE CAPS

- Fixed costs continue to increase.
 - Revenue cap does not allow for inflation.
 - The result is a budget shortfall.
 - Three-fourths of all schools have had to resort to a referendum.
-

THE PROBLEM WITH STATE-IMPOSED REVENUE CAPS

2016 Referendum

Citizens were told that the District would . . .

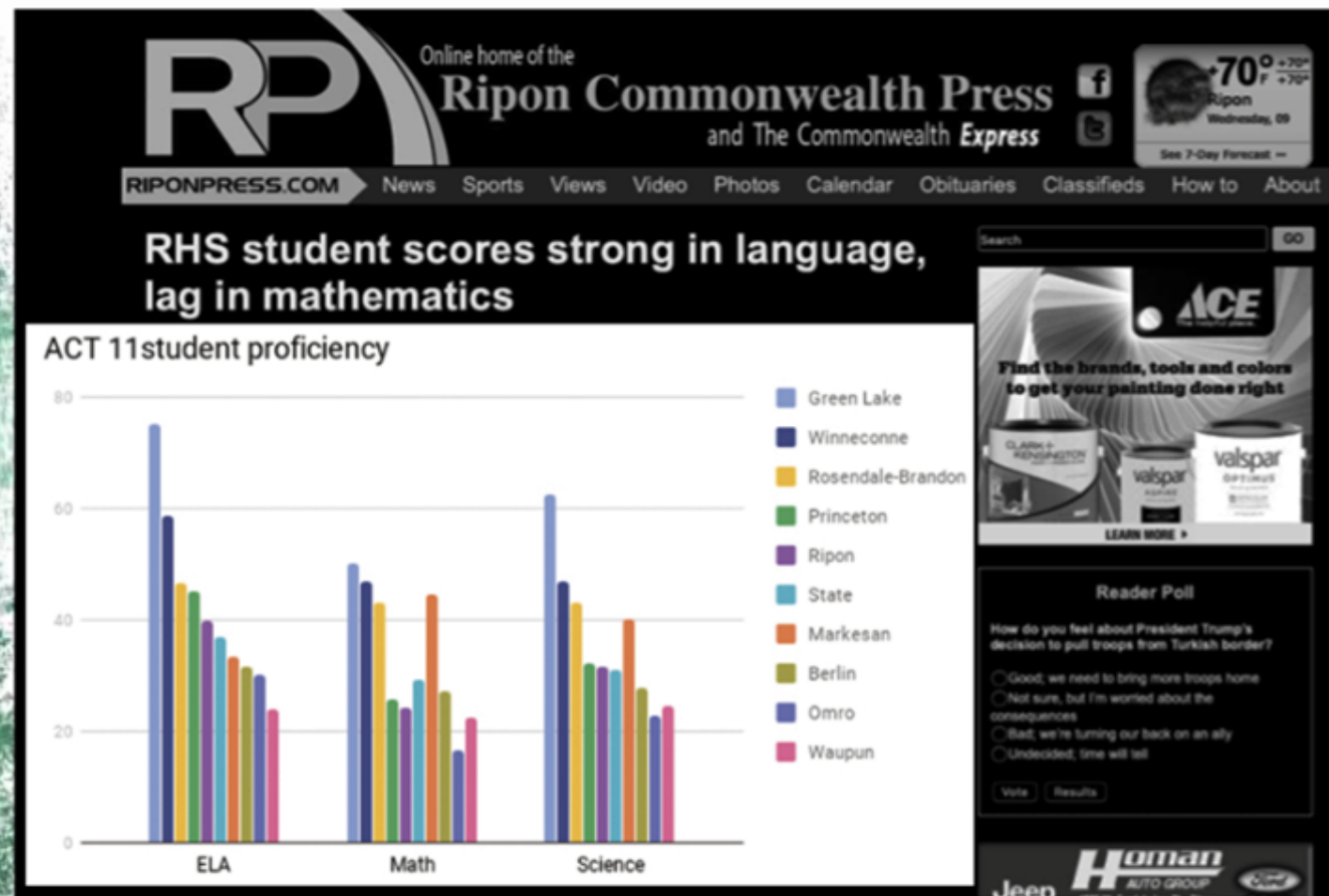
- Improve student achievement
- Remain fiscally responsible
- Maintain top-quality educators
- Increase engagement with the community

. . . And WE DID!

2016 Referendum

Improve Student
Achievement


Green Lake Students Excel in Math, Language Arts, and Science!



2016 Referendum

Improve Student Achievement

WISCONSIN
DEPARTMENT OF
PUBLIC
INSTRUCTION



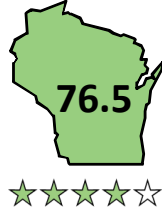
FINAL - PUBLIC REPORT - FOR PUBLIC RELEASE

NOVEMBER 12th, 2019

Green Lake

District Report Card | 2018-19 | Summary

Overall Score



Exceeds Expectations

Overall Accountability Ratings

Score

Significantly Exceeds Expectations83-100★★★★★

Exceeds Expectations73-82.9★★★★☆

Meets Expectations63-72.9★★★☆☆

Meets Few Expectations53-62.9★★☆☆☆

Fails to Meet Expectations0-52.9★☆☆☆☆

District Information

GradesK4-12

Enrollment303

Within District Mobility0.0%

Between District Mobility3.3%

Race/Ethnicity

American Indian or Alaskan Native0.3%

Asian1.3%

Black or African American1.3%

Hispanic/Latino2.0%

Native Hawaiian or Other Pacific Islander0.0%

White92.7%

Two or More Races2.3%

Student Groups

Students with Disabilities15.2%

Economically Disadvantaged23.4%

English Learners0.0%

Priority Areas

District Score

Max Score

State Score

Max Score

Student Achievement

71.9/100

62.3/100

English Language Arts (ELA) Achievement

38.5/50

31.6/50

Mathematics Achievement

33.4/50

30.7/50

District Growth

65.1/100

66.0/100

English Language Arts (ELA) Growth

35.9/50

33.0/50

Mathematics Growth

29.2/50

33.0/50

Closing Gaps

77.4/100

68.8/100

English Language Arts (ELA) Achievement Gaps

41.2/50

18.1/25

Mathematics Achievement Gaps

36.2/50

18.0/25

Graduation Rate Gaps

NA/NA

32.7/50

On-Track and Postsecondary Readiness

89.4/100

84.8/100

Graduation Rate

38.0/40

36.3/40

Attendance Rate

38.0/40

36.6/40

3rd Grade English Language Arts (ELA) Achievement

8.4/10

6.2/10

8th Grade Mathematics Achievement

5.0/10

5.7/10

Priority Area Weights

Percentage Weight

Student Achievement32.7%

District Growth17.3%

Closing Gaps25.0%

On-Track and Postsecondary Readiness25.0%

Note: For details about how weights are determined, see weighting calculator:
https://oea-dpi.shinyapps.io/overall_weighting_calculator/

Student Engagement Indicators

Total Deductions: 0

Absenteeism Rate (goal <13%)

Goal met: no deduction

Dropout Rate (goal <6%)

Goal met: no deduction

Test Participation Information

Includes Forward Exam (grades 3-8), ACT Aspire (9 and 10), ACT (11), and Dynamic Learning Maps (3-11)

Group

ELA 1-Year

ELA 3-Year

Math 1-Year

Math 3-Year

All-Students Rate

99.5%

99.3%

99.5%

99.3%

Lowest Subgroup Rate: SwD

96.9%

98.0%

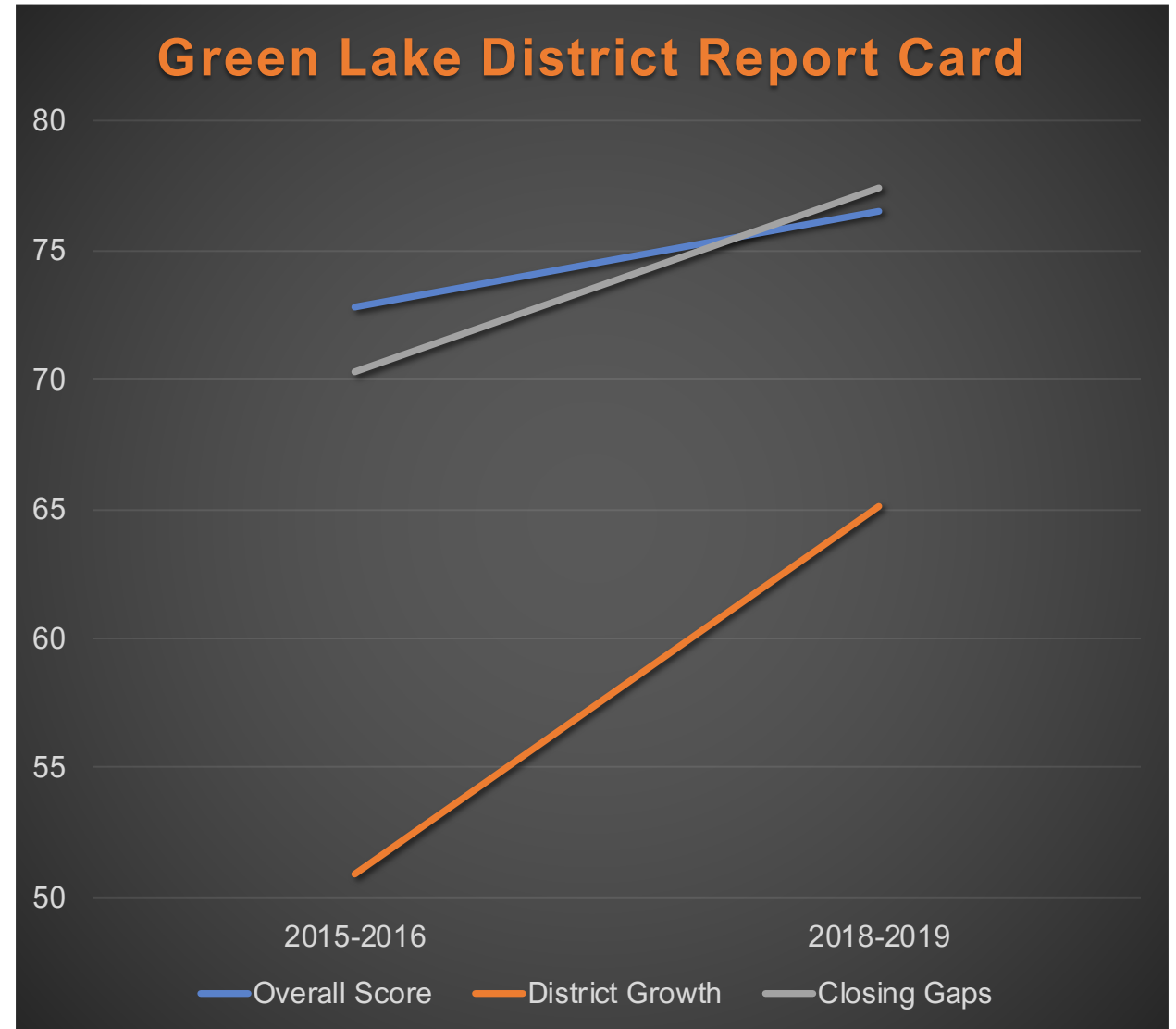
96.9%

98.0%

^ denotes at least a 10-point Overall Score change in a single year when present. Wisconsin DPI considers this amount of change an outlier which may not reflect the actual magnitude of change in performance.

2016 Referendum

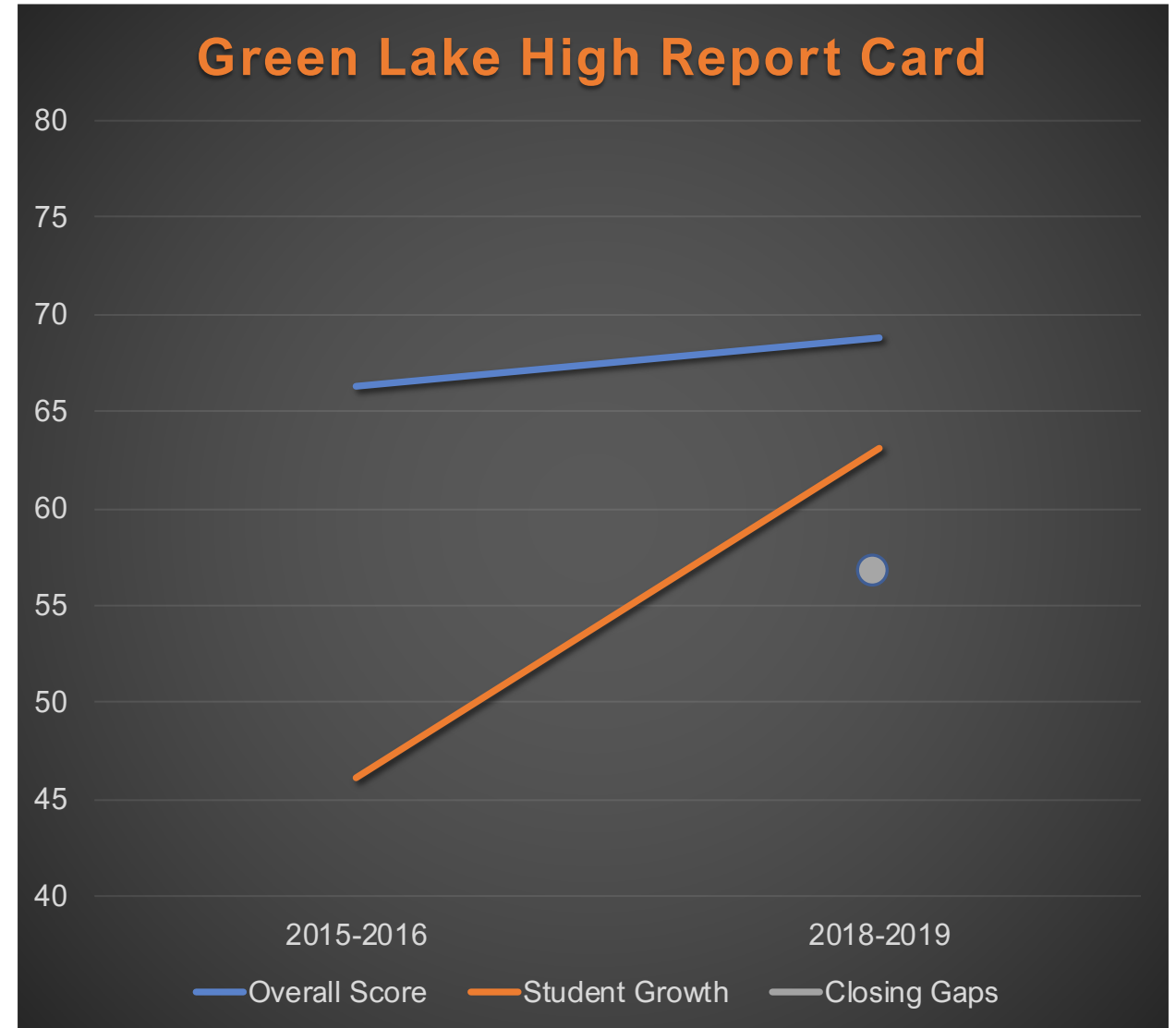
Improve Student Achievement



Each year, scores fluctuate between the two data points but there has been an increase from 2015-16 (start of the referendum) and 2018-19 (last scores before obtained before the end of the referendum in 2020).

2016 Referendum

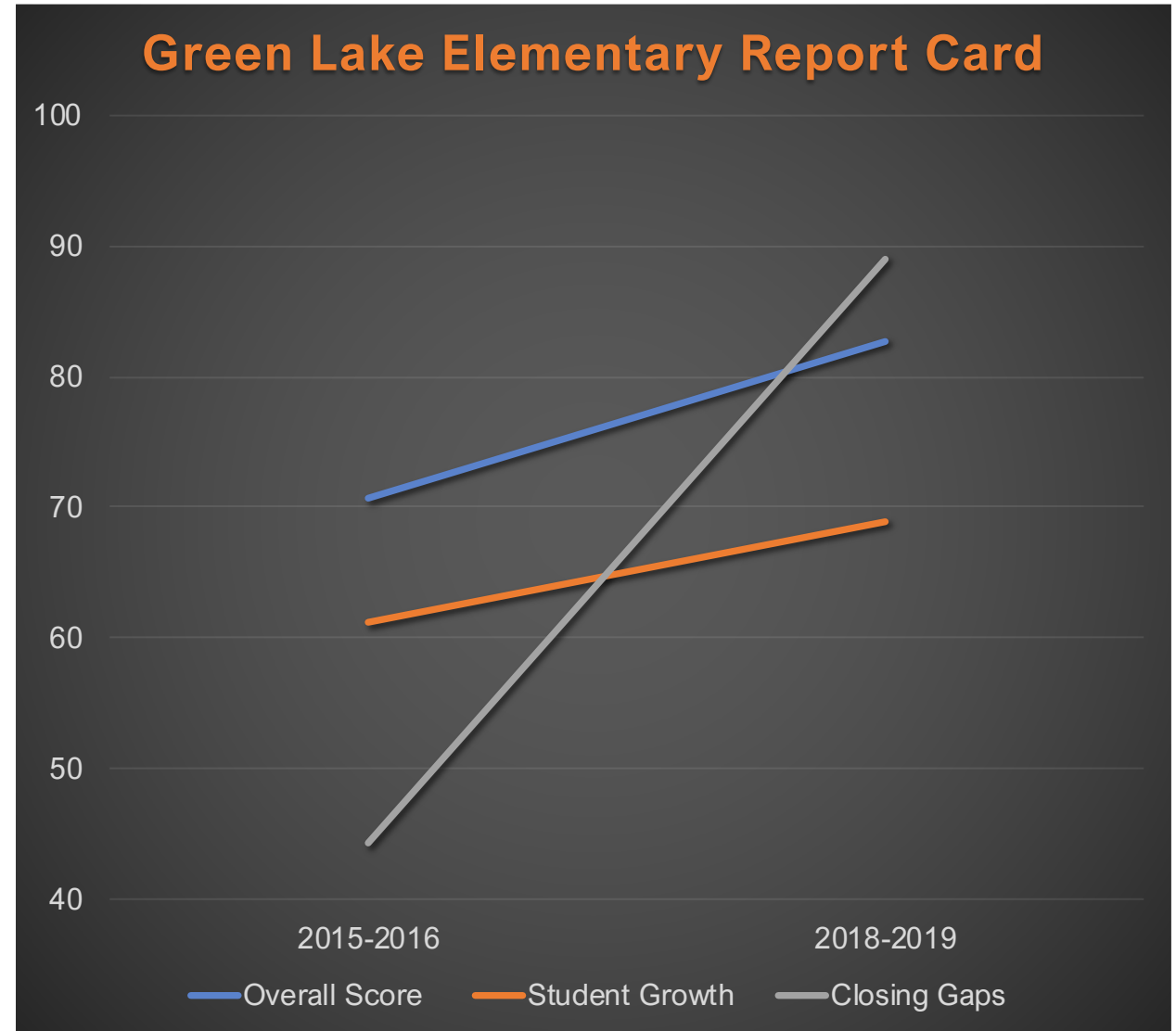
Improve Student Achievement



Each year, scores fluctuate between the two data points but there has been an increase from 2015-16 (start of the referendum) and 2018-19 (last scores before obtained before the end of the referendum in 2020).

2016 Referendum

Improve Student Achievement



Each year, scores fluctuate between the two data points but there has been an increase from 2015-16 (start of the referendum) and 2018-19 (last scores before obtained before the end of the referendum in 2020).

2016 Referendum

Improve Student Achievement

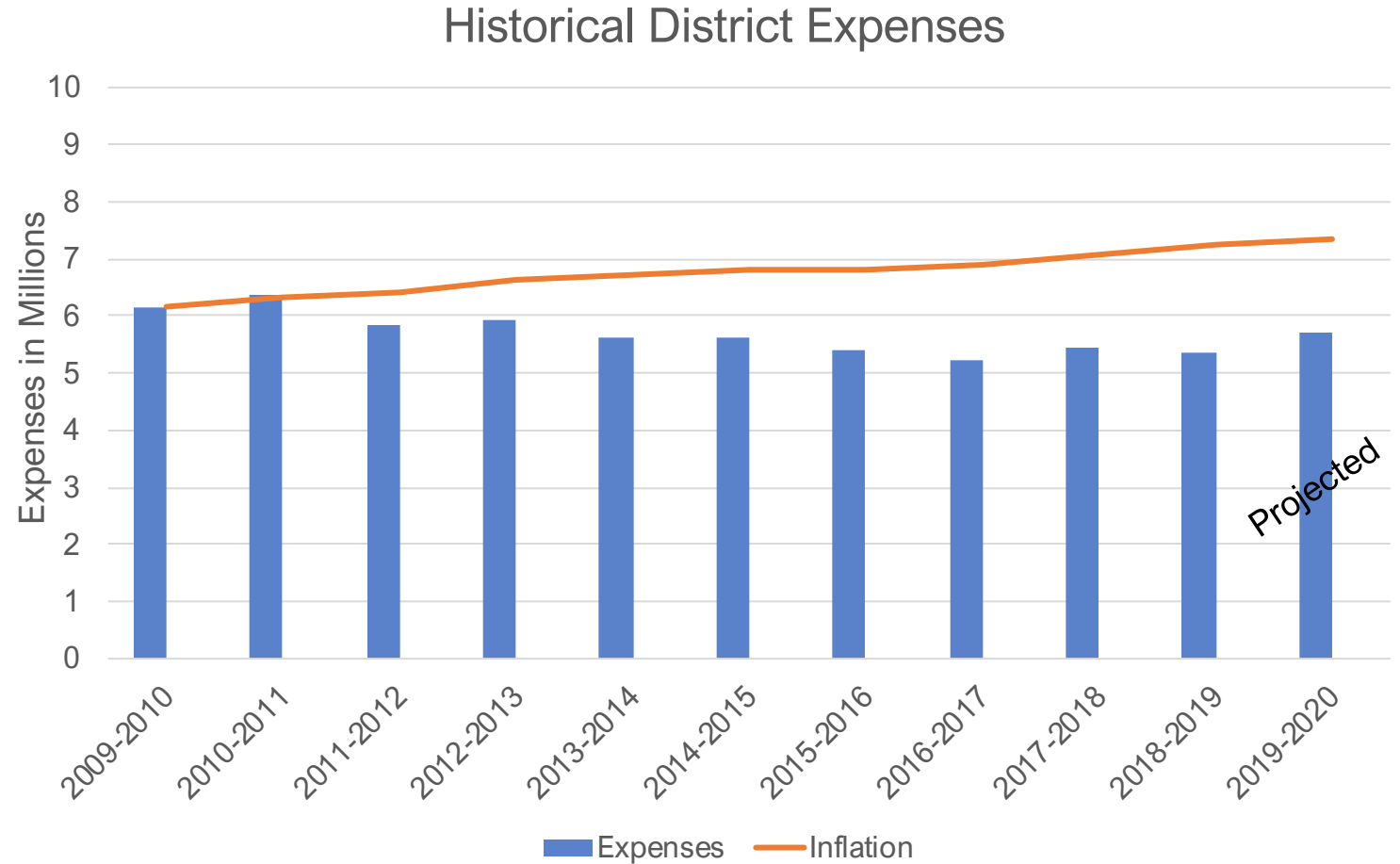
International Baccalaureate Distinction

- 4K-12 IB School for the past 10 years --
- Only 4K-12 continuum school in the State of Wisconsin--
- 21st century, real-world education--
- College credits awarded through assessment process--

2016 Referendum

Remain Fiscally
Responsible

The District worked within a balanced budget despite inflation, worked to reduce operating expenses, and increased open-enrollment.



2016 Referendum

**Remain Fiscally
Responsible**

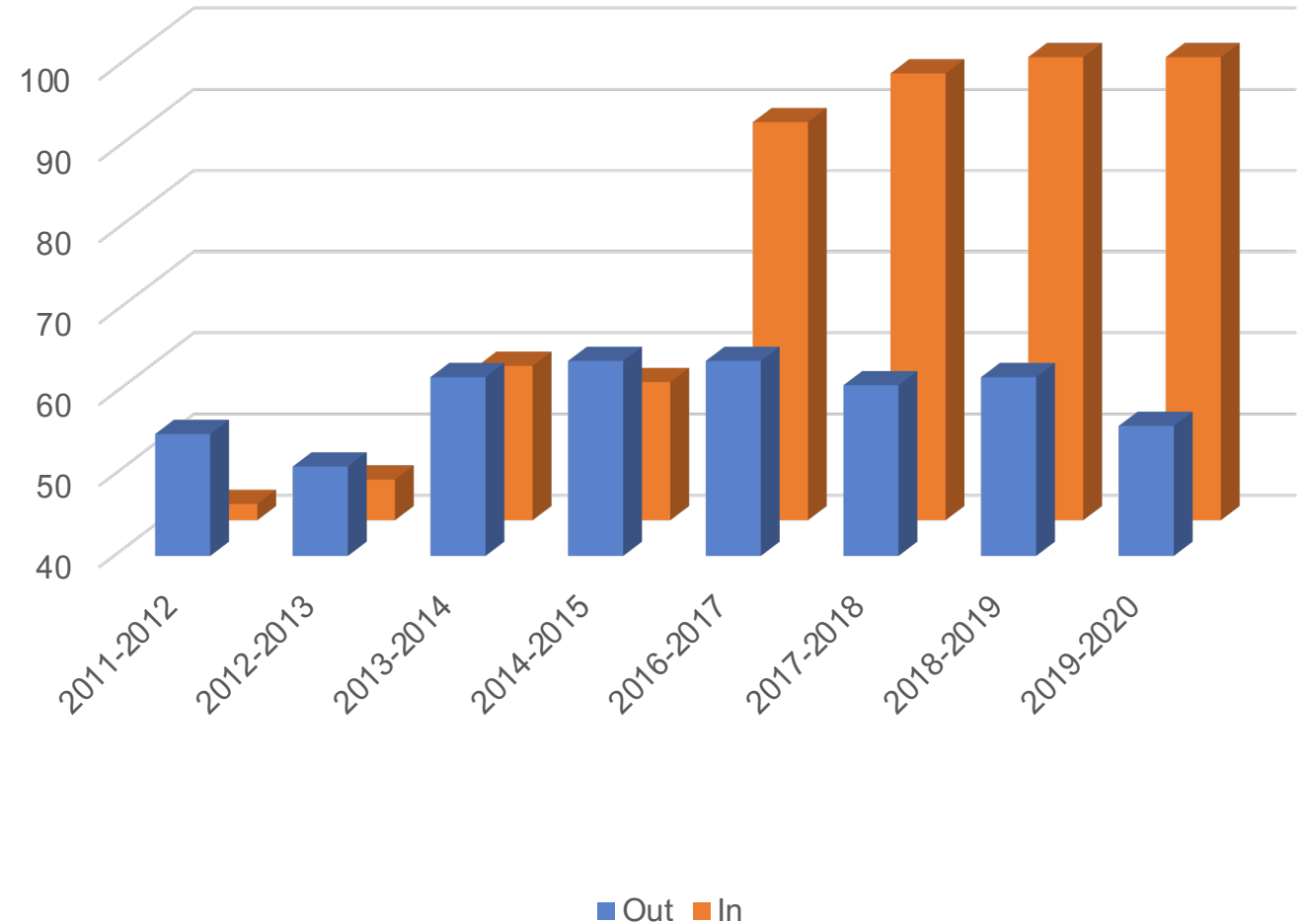
What has been done to reduce the budget?

- Energy efficiency projects
- School vans in lieu of bussing small numbers
 - International student program
 - Increased open-enrollment
 - Insurance costs
 - Multiple roles
 - Consolidation of sports
- Overall efficiency with budgeting

2016 Referendum

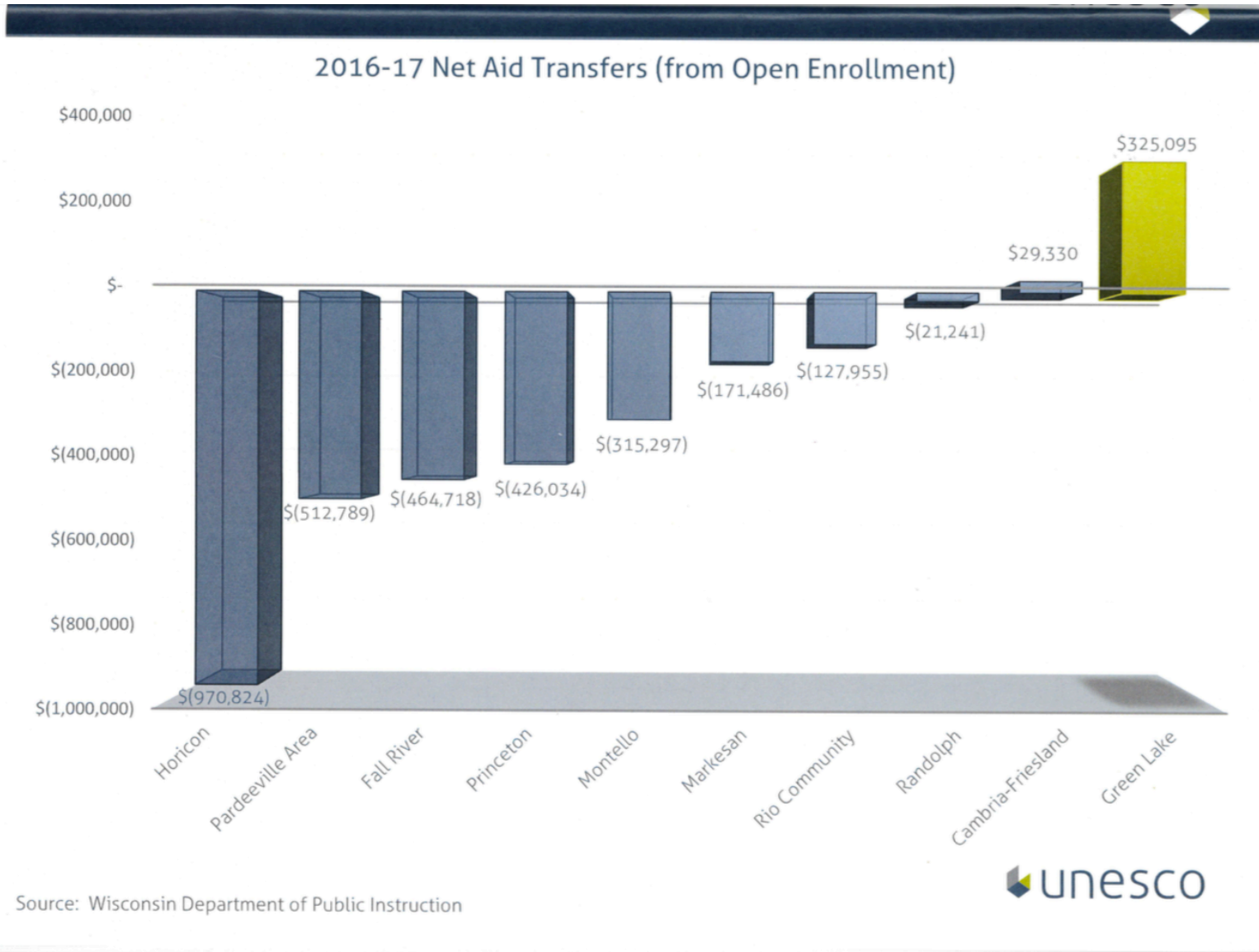
**Remain Fiscally
Responsible**

Open-Enrollment Totals



2016 Referendum

Remain Fiscally
Responsible



2016 Referendum

**Maintain Top-quality
Educators and Programs**



- 83% of Support Staff have a bachelor's degree -
- 58% of Teachers have a master's degree -

2016 Referendum

**Maintain Top-quality
Educators and Programs**



2016 Referendum

**Maintain Top-quality
Educators and Programs**



Walk to School Day Program

2016 Referendum

**Maintain Top-quality
Educators and Programs**



2016 Referendum

**Maintain Top-quality
Educators and Programs**



2016 Referendum

**Maintain Top-quality
Educators and Programs**



2016 Referendum

Maintain Top-quality
Educators and Programs



2016 Referendum

**Maintain Top-quality
Educators and Programs**



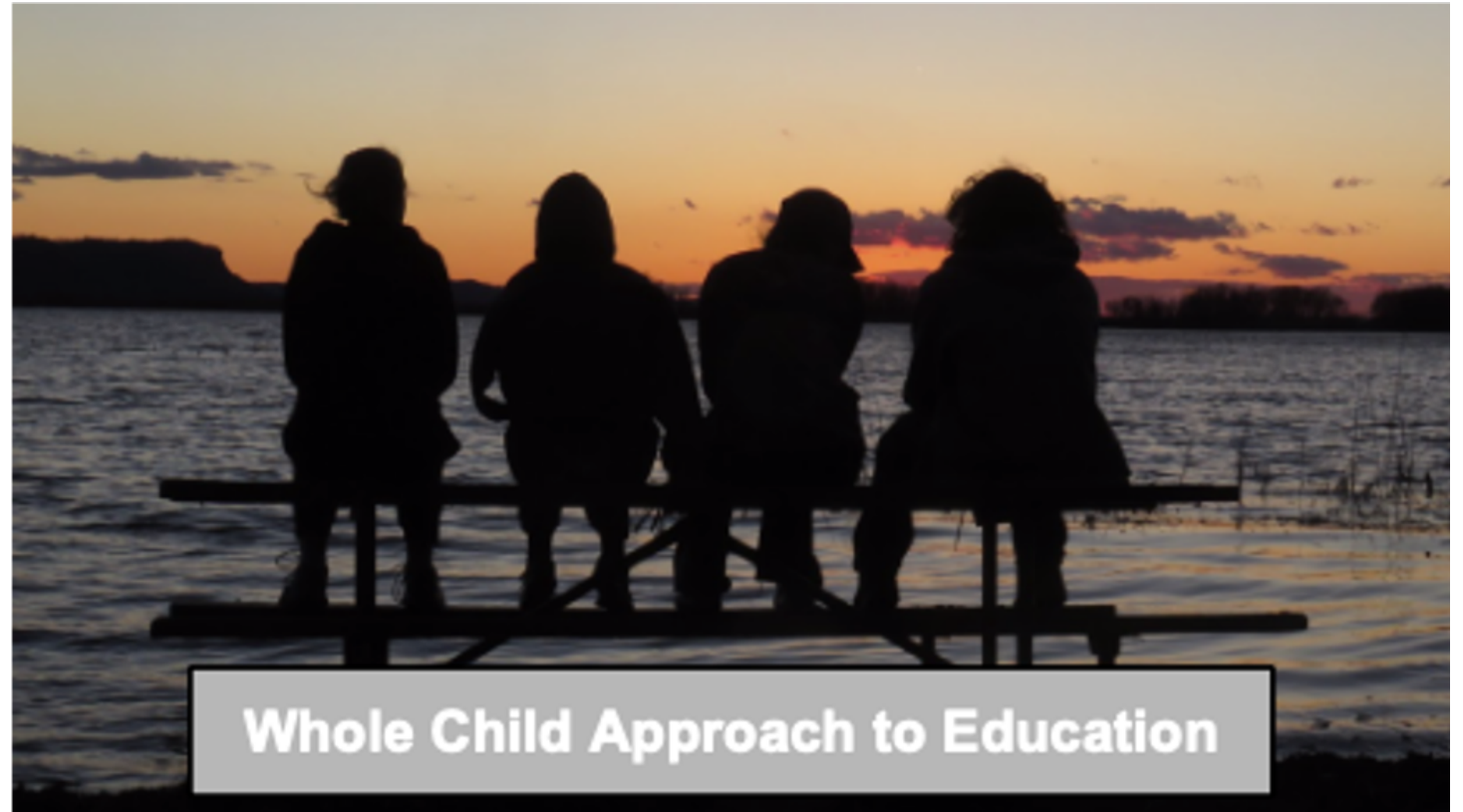
2016 Referendum

**Maintain Top-quality
Educators and Programs**



2016 Referendum

**Maintain Top-quality
Educators and Programs**



2016 Referendum

**Maintain Top-quality
Educators and Programs**



2016 Referendum

**Maintain Top-quality
Educators and Programs**



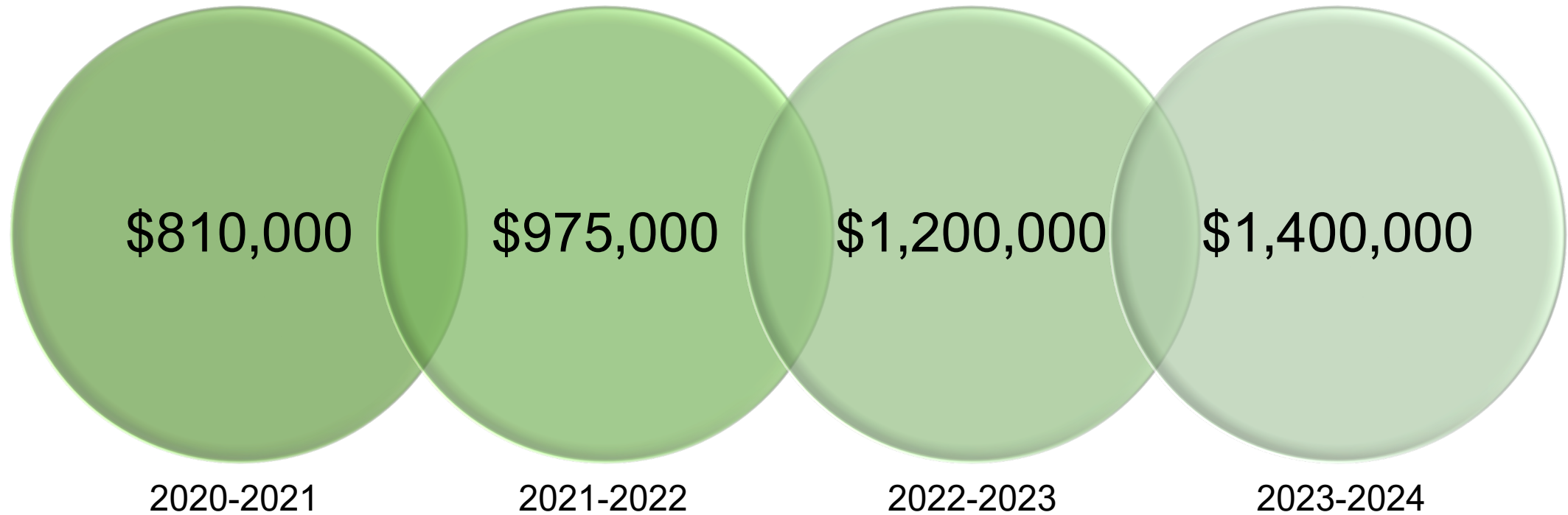
2016 Referendum

Increase Community Engagement

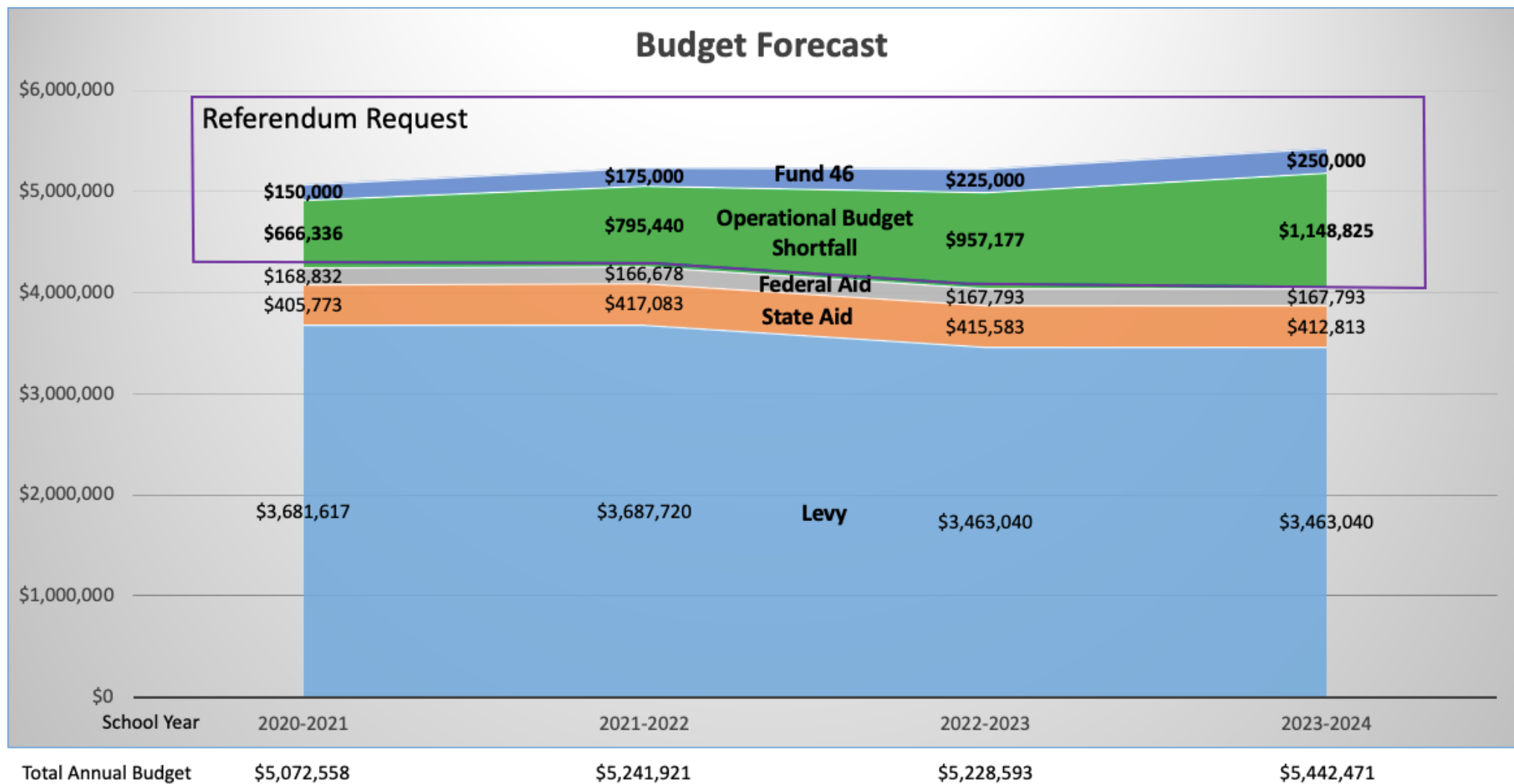
Community Engagement

- | | |
|---|--|
| <ul style="list-style-type: none">▪ Science classes- GL Association, GL Conservancy, Sanitary District▪ Thrasher Opera House▪ Freeland Film Festival<ul style="list-style-type: none">▪ Blood Drive▪ Mentoring Program with Boys and Girls Club▪ American Legion- Badger Boys & Girls | <ul style="list-style-type: none">▪ Rotary Student of the Month<ul style="list-style-type: none">▪ Adult Art Education▪ Memorial Day & Veteran's Day<ul style="list-style-type: none">▪ Town Square▪ Driver's Education▪ Youth Apprenticeship<ul style="list-style-type: none">▪ Sassafras▪ Fitness Center |
|---|--|

Referendum Proposal



If approved, this referendum will provide operating revenue to support the current level of instructional programming and facilities maintenance.



BUDGET SHORTFALL

Operational costs: salaries, insurance, transportation, technology, utilities, and general maintenance of building

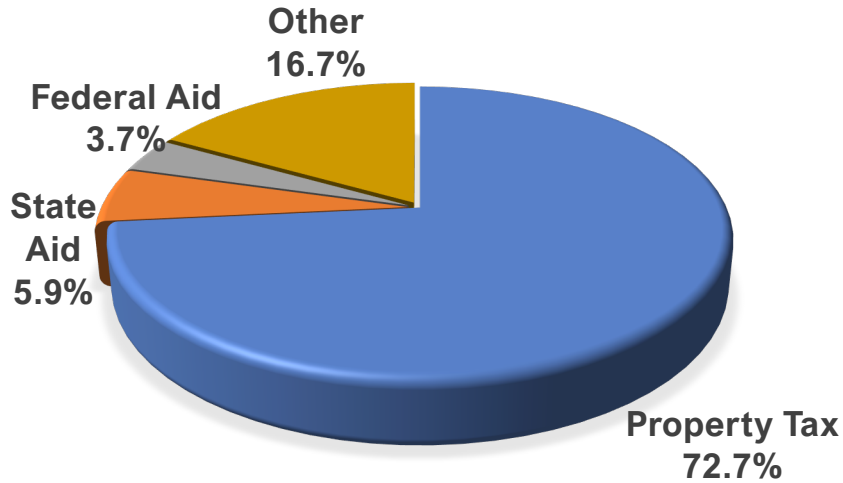
Fund 46

Long Term Capital Improvement Trust Fund

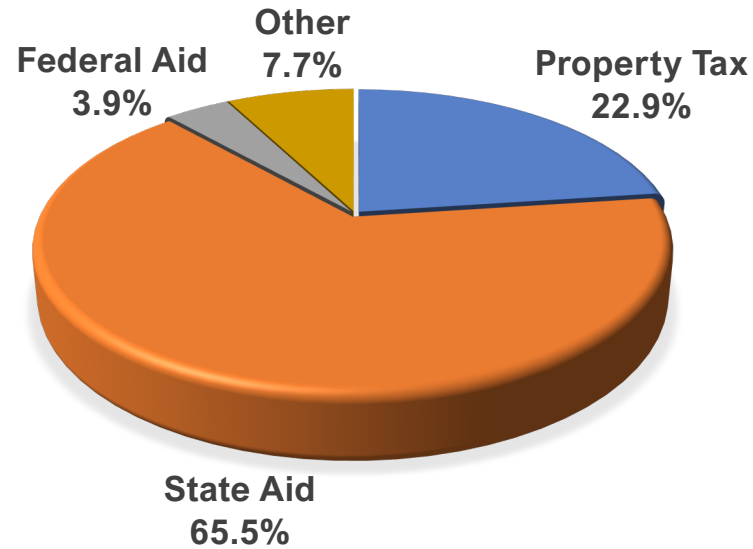
- ❑ A school board with an approved long-term capital improvement plan (minimum of 10 years) may establish a "trust" that is funded with a transfer from the general fund.
- ❑ A school board is prohibited from removing money deposited into Fund 46 for a period of five years after the fund is created.
- ❑ After the initial five-year waiting period is over, funds may only be used for the purposes identified in the approved long-term capital improvement plan.
- ❑ Fund 46 assets may not be transferred to any other school district fund.

“Putting money in Fund 46 will save the taxpayer money in the long run. The district is being fiscally responsible because they will not have to incur the cost of borrowing money and paying interest.”

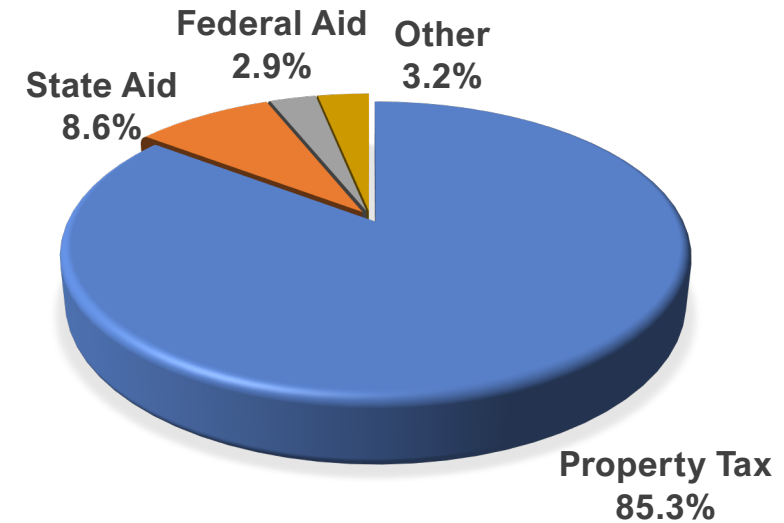
GREEN LAKE



RIPON



GIBRALTAR



THE PROBLEM WITH GREEN LAKE'S GENERAL AID

	Parkview	Greenwood	Nekoosa	Birchwood	Crandon	East Troy	Fort Atkinson
Referendum Amount	\$3,000,000	\$4,500,000	\$10,000,000	\$5,800,000	\$5,000,000	\$8,000,000	\$9,000,000
Time Frame	3 years	4 years	5 years	5 years	5 years	5 years	3 years

Recent Referendums Partial List

Referendum 2020

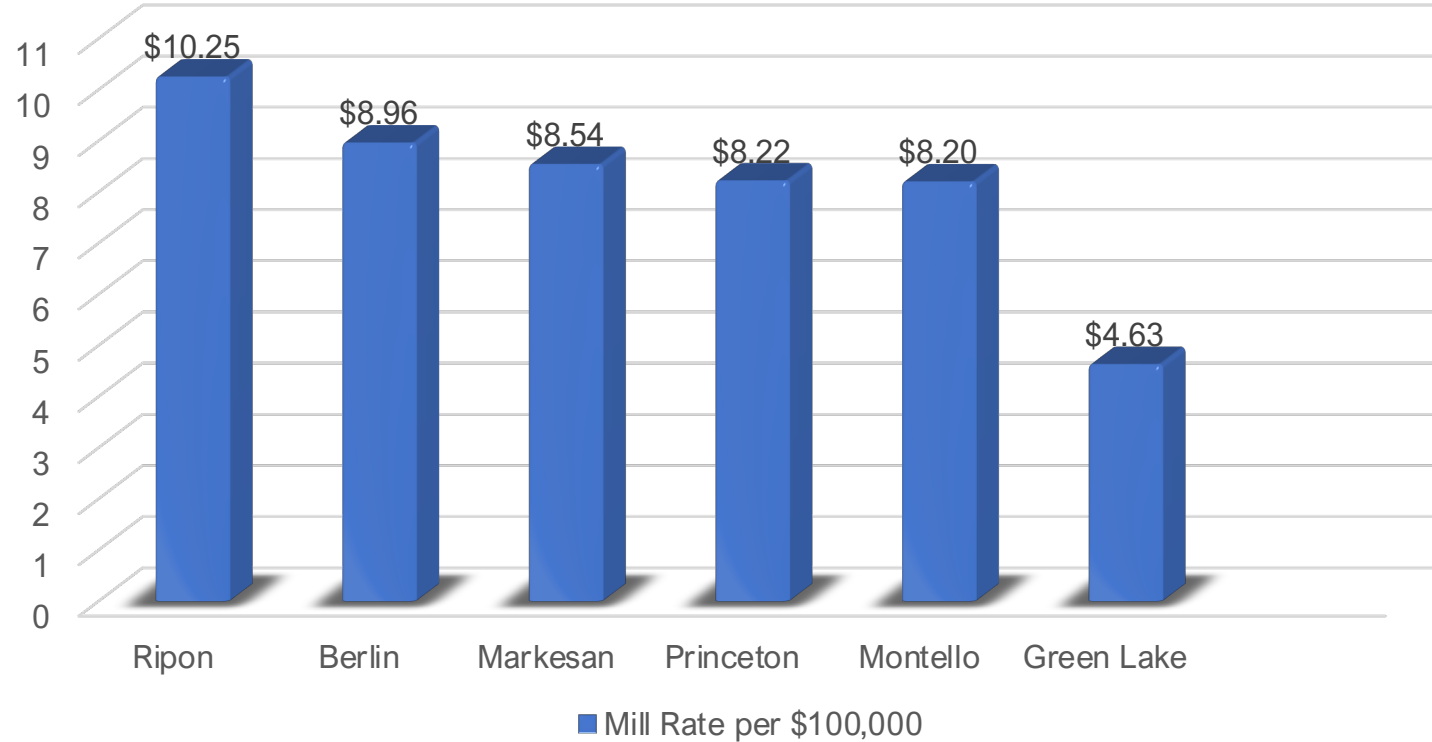
	2019-2020	2020-2021	2021-2022	2022-2023	2023-2024
Estimated Mill Rate (per \$100,000 value)	0.004644	0.004986	0.005163	0.005149	0.005389
Home Value	\$100,000	\$100,000	\$100,000	\$100,000	\$100,000
Property Tax	\$464.40	\$498.60	\$516.30	\$514.90	\$538.90
Change in Property Tax		\$34.20	\$17.70	(\$1.40) decrease	\$24.00

Numbers are subject to change based on assessed property value.

What is the cost to the taxpayer?

Referendum 2020

2019-2020 Mill Rate Comparison



Local Mill Rate
Comparison

Referendum 2020

	Green Lake	Ripon	Markesan	Princeton	Montello
Current Mill Rate per DPI (per \$100,000 value)	0.00463	0.01025	0.00854	0.00822	0.00820
Home Value	\$180,000	\$180,000	\$180,000	\$180,000	\$180,000
Yearly Property Tax	\$833.40	\$1,845.00	\$1,537.20	\$1,479.60	\$1,476.00

Local Mill Rate Comparison

Referendum 2020

- The school district will be able to remain open for two additional years if the referendum does not pass.
- Taxpayers will see an even greater increase in their taxes than if the referendum would have passed due to higher Mill Rates for surrounding areas.
- Negative impact on the community
 - GLSD is one of the largest employers in Green Lake
 - Potential workforce
 - Interdependence between school and community

The harsh reality.

Official Referendum Ballot

Referendum

Shall the School District of Green Lake, Green Lake County, Wisconsin be authorized to exceed the revenue limit specified in Section 121.91, Wisconsin Statutes, by \$810,000 for the 2020-2021 school year, by \$975,000 for the 2021-2022 school year, by \$1,200,000 for the 2022-2023 school year and by \$1,400,000 for the 2023-2024 school year, for non-recurring purposes consisting of operational costs to maintain instruction programs, staffing, and technology and capital project costs associated with facilities maintenance?

☐ YES

☐ NO



With a passed referendum we will be able to maintain our current school programming and maintain our facilities for 4 years. In addition, we will add \$800,000 to Fund 46 for our long-term capital improvement plan.

One of the greatest dignities of humankind is that each successive generation is invested in the welfare of each new generation.

Fred Rogers

I don't have kids in school.
Why should I support the
referendum?

Referendum 2020